YL LIGHT

Philips TM300W Moving Head Beam Light

Product User Manual

450W	16CH DMX512	IP20

Read this manual completely before installation and operation, and retain it for reference.

Guangzhou Yeliang Optoelectronic Technology Co., Ltd.
Guangzhou, China | https://ylaudiolight.com/

1. Safety

Indoor professional use only, rated IP20. Do not expose the fixture to rain, moisture, heavy dust, flammable materials or explosive atmospheres.

Installation, internal service and electrical repair must be performed by trained personnel. Overhead mounting requires an approved clamp and an independent safety cable.

Verify AC100-220V, 50/60Hz supply and protective earth before connection. Disconnect power and allow the fixture to cool before cleaning, service, moving or storage.

Do not look directly into the high-intensity beam or modify the fixture. Stop operation if unusual odor, heat, noise or damage is detected.

2. Installation and Connection

Connect DMX fixtures in a daisy chain using shielded twisted-pair cable. Fit a 120-ohm terminator between pins 2 and 3 of the final 3-pin XLR when required. In 16CH mode, addresses may be A001, A017, A033 and A049.

The fixture may stand on a stable surface or be mounted overhead. The structure must safely support the fixture and accessories. Keep the area below clear during installation, testing and service, and inspect the clamp, safety cable and fasteners regularly.

The rear panel provides DMX input/output, power connections, switch and fuse position. Rated current and fuse specification must follow the product nameplate.

Real DMX Connection Diagram

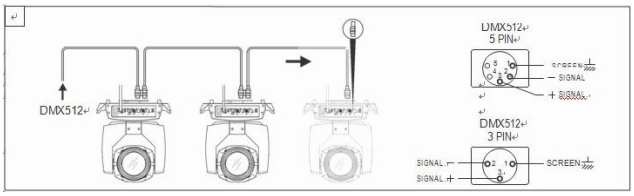

Real Rigging Diagram

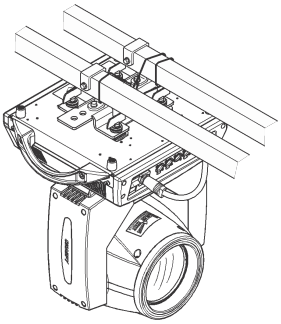

3. Operation and Menu

Use the Up, Down, Left, Right and OK keys. Left/Right return to the previous level; Up/Down select or edit; OK executes, enters or exits editing. After power-up, test pan, tilt, dimmer, color, gobos, both prisms, frost, focus, lamp control and reset. Channel authority comes from the fixture mappings: XML and D4 declare 16CH, and the R20 actually maps only CH1-CH16. Its legacy 20CH header and the menu's 20CH entry are not used.

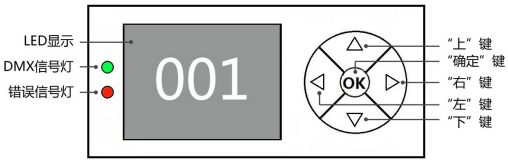

“左” “右”键的功能是一样的：返回上一界面

“上”、“下”键：选择、编辑

“确定”键（即“OK”键）：执行功能、开始编辑、退出编辑

4. 16CH DMX Channel Overview

CH1	Color wheel	14 colors + white; split-color positions; bidirectional scroll
CH2	Shutter / strobe	Closed, open, variable and random strobe
CH3	Dimmer	0-100% linear dimming
CH4	Fixed gobo	13 fixed gobos + open; shake and bidirectional scroll
CH5	Prism 1	Out / in
CH6	Prism 1 rotation	Index and bidirectional rotation
CH7	Prism 2	Out / in
CH8	Frost	Out / in
CH9	Focus	Far to near
CH10	Pan	0-540 degrees
CH11	Pan fine	16-bit fine control
CH12	Tilt	0-270 degrees
CH13	Tilt fine	16-bit fine control
CH14	Pan / tilt speed	Fast to slow
CH15	Color effect	Out / in
CH16	Lamp / reset	Lamp off, lamp on and motor reset

Use the supplied fixture-library channel files for complete DMX value ranges. XML, D4 and the R20 actual offsets all verify CH1-CH16.

5. Maintenance and Troubleshooting

Clean the lens, air inlets, outlets, fans and housing regularly with a soft lint-free cloth. Do not use aggressive solvents.

Inspect clamps, safety cables, fasteners, power cords, signal cables and connectors regularly. Disconnect power before service.

No power: verify supply, plug, earth, power cord and nameplate requirements. No DMX: verify address, 16CH mode, XLR pinout, termination and console patch. Abnormal movement or output: reset and inspect cooling; refer unresolved faults to qualified service personnel.

6. Technical Specifications

Product	Philips TM300W Moving Head Beam Light
Input voltage	AC100-220V, 50/60Hz
Light source	Philips 250W discharge lamp
Rated power	450W
Control	16CH DMX512; sound, auto, master-slave
Dimming	0-100% linear dimming
Color	14 colors + white
Gobo	13 fixed gobos + open
Prism	Two independent prism wheels: 8-facet + honeycomb; overlay supported
Focus	Motorized focus
Pan / tilt	540 / 270 degrees
Protection	IP20
Product size	TO BE CONFIRMED - not verified in supplied files
Net / gross weight	TO BE CONFIRMED - not verified in supplied files
Carton size	TO BE CONFIRMED - not verified in supplied files
Rated current / fuse	Follow the product nameplate; fuse holder is beside the rear-panel power section

7. Contact

Guangzhou Yeliang Optoelectronic Technology Co., Ltd.

Tel / WhatsApp: +86 157 7061 9135

Email: info@ylaudiolight.com

Website: https://ylaudiolight.com/

Location: Guangzhou, China